

# HOMELESSNESS IN ITALY

Collection of quantitative surveys on the phenomenon of homelessness and analysis of the results and methodologies, in line with the profound changes and innovations that have occurred in the homelessness sector in recent years.



## CENSUS-BASED DATA COLLECTION



## SERVICE-BASED DATA COLLECTION



## NATIONAL PROGRAMMING AND NEW FUNDINGS



# DATA COLLECTION FROM OFFICIAL CENSUS

## ISTAT - NATIONAL SURVEYS ON HOMELESSNESS

in collaboration with fio.PSD, Ministry of Labour and Social Policies, Caritas Italiana

2011

**47.648 homeless people**

- 158 Italian municipalities
- 802 soup kitchens (328) and shelter (474)
- 1.226 meals
- 733 beds

2014 Follow Up

**50.724 homeless people**

- 158 Italian municipalities
- 768 soup kitchens (315) and shelter (453)
- 1.553 meals
- 829 beds
- 229 street outreach (qualitative focus)

### METHODOLOGY

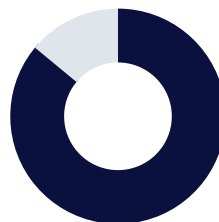
#### LIST OF SERVICES

- Census survey** of organisations providing services to the homeless in large cities (158) selected on the basis of demographic size.
- Sampling: services provided (meals distributed and beds) in specific types of services (canteens and night shelters).
- Census surveys using CATI (Computer Assisted Telephone Interview) and CAPI (Computer Assisted Personal Interview) techniques.

#### CENSIMENTO DELLE PERSONE SENZA DIMORA

- Indirect sampling survey, based on **ETHOS typology 1 and 2** (roofless and houseless)
- Survey over a **thirty-day period** (21 November - 20 December), involving all services surveyed
- Questionnaire interviews** with homeless people encountered in the services included in the survey (accommodation services did not include anti-violence centres)
- The estimation is a sample type and is subject to the error that is made by observing only a part and not the whole population

WOMEN 14%



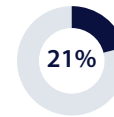
MEN 86%



lives in metropolitan areas (Milan, Rome, Palermo, Florence, Turin, Naples, Bologna)



lives in municipalities with 70.000/250.000 inhabitants



homeless for more than 4 years

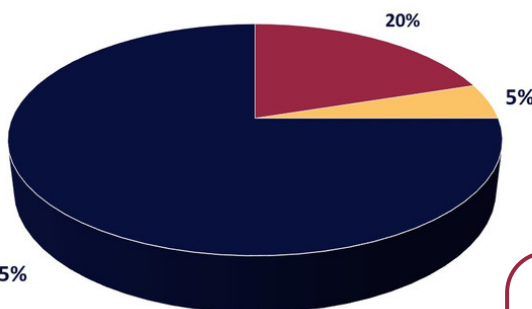
#### MAIN CAUSES OF HOMELESSNESS

Broken family relationships, loss of stable employment, separation, illness

## ISTAT- CENSUS OF THE RESIDENT POPULATION IN ITALY

2021

**463.294 people considered 'special or hard-to-reach population'**



- People registered with virtual address (roofless and houseless)
- People residing in authorised camps or tolerated settlement
- People registered in accommodation and institutions

People registered in a virtual address (roofless and houseless)	96.197
People registered in accommodation and institutions	351.338
People living in camps or tolerated settlements	16.000

### METHODOLOGY

- Statistical-administrative field of observation** ≠ different from that used in previous national surveys. The data are not intended to provide continuity and are not currently comparable.
- The census used **registries-based source of data** (the addresses, real or virtual, at which people are registered in the municipal register).
- Those who do not have a place of residence because they are present on Italian territory **without a title remain uncensored**.
- The use of the term 'without a fixed abode' is due to Istat's intention to carry out a census of a population group characterised **solely by the possession of a legal residence permit**, and not of people in a situation of fragility that combines housing and social difficulties, who are properly defined as 'homeless'.



# SERVICE-BASED DATA COLLECTION

## FIO.PSD - MEMBERS SURVEY

2022

105 organisations in the fio.PSD network claim to receive an average of 16.956 homeless people in their services each month.

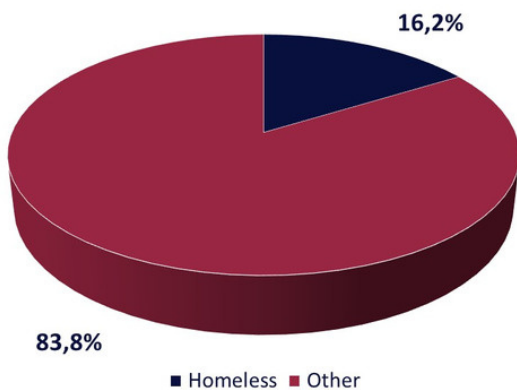
Socio-demographic profiles and prevailing problems of beneficiaries received in fio.PSD member services



## CARITAS - REPORT 2022

2022

23.976 homeless people



**PROFILE**  
 Men (72,8%)  
 Foreign people (66,3%)  
 Single (45,1%)  
 Average age 43.7 years and encountered mainly in facilities in northern Italy

	REPORT 2021	REPORT 2022
CARITAS SERVICES	2.663	2.797
Total of beneficiaries	211.233	227.566
Homeless people	22.527	23.976

In addition to the phenomenon of homelessness, the Caritas Report analyses data by macro-heading of need and citizenship. In the 2022 report, among the people who attended Caritas services, 20,9% (45.000) had housing instability problems related to rent payments and poor or precarious housing conditions and 7% said they lived with friends or relatives.



# NATIONAL PROGRAMMING AND NEW FUNDINGS



- Coeshion policy programming 2021-2027 (ERDF, ESF+)
- Next Generation EU - National Recovery and Resilience Fund (NRRF)
- React EU



- National Plan of interventions and Social Services 2021-2023
- Poverty Fund - Homelessness
- Call 1/2022 (National Recovery Resilience Fund - Mission 5 Investment 1.3)
- Call 4/2016 (NOP Inclusion)

FUNDS FOR INTERVENTIONS AND SERVICES IN FAVOUR OF PEOPLE EXPERIENCING EXTREME POVERTY AND HOMELESSNESS		million €	%
PNRR - Mission 5 Investment 1.3 Temporary Housing e "Stazioni di posta" (i.e. One stop shop) 2021-2026	Call 1/2022	450	29,5
Poverty Fund - Homelessness 2021-2023	D.I. 30/12/2021	60	4
NOP Inclusion and OP I FEAD 2014-2020	Avviso 4/2016	100	6,5
React EU - Priority Axis 6 NOP Inclusion 2014 - 2020 (Emergency Social Help-Line and Residence services) 2021-2022	Avviso 1/2021 - PrIns	90	6
NP Inclusion and fight against poverty 2021-2027	Fight against material deprivation (Priority 3 Objective M)	830	54
Total		1.530	100

## SERVICES AND INTERVENTIONS

### MINIMUM LEVELS OF SOCIAL ASSISTANCE

- EMERGENCY SOCIAL HELP-LINE
- REGISTERED ADDRESS AND MAIL SERVICE

### NRRF INTERVENTIONS

- TEMPORARY HOUSING AND HOUSING FIRST
- ONE STOP SHOPS ("CENTRI DI SERVIZIO/STAZIONI DI POSTA")